

PUBLIC RIGHT OF WAY EVIDENCE FORM

Important Note

The object of this enquiry is simply to reach the truth of the matter, whatever it may be. Witnesses are therefore asked to answer the questions as fully as possible and not to keep back any information, whether for or against the public status claim. This is of particular importance if the information is to be of real value in establishing the status of the way.

Name of witness..... HELEN TAYLOR
(Block Capitals please)

Address
(Block Capitals please)

Date of Birth Occupation.....

Description of way (include grid references if known):- PATH NO 73
From
To APEDALE RD, WOODLANE

* Please delete as appropriate APEDALE VALLEY

1. How many years have you known the way? 18 YEARS

2.(a) Do you believe the way to be a public right of way? *YES/~~NO~~

(b) If so, is the way

(i) a footpath? (pedestrians only) *YES/~~NO~~

(ii) a bridleway? (pedestrians, horse riders and pedal cyclists) *YES/~~NO~~

(iii) a by-way open to all traffic? (all uses including vehicles) *~~YES~~/NO

3. How wide is the way?

APPROX 10 FEET

4. Have you used the above way?

*YES/NO

If so: (a) During which years?

1976 - 1994

(b) Where were you going from/to?

WOODHANE TO VALLEY - VALLEY TO

(c) For what purpose? (eg work, pleasure)

PLEASURE

WOOD LAWS

(d) How many times a year? (eg daily)

WEEKLY

(e) By what means? (eg on

foot, horseback,

motor vehicle etc)

HORSE BACK

(f) Please show the route of
the way used on the
attached plan.

5.(a) Has the way always been on
the same route?

*YES/NO

(b) If not, please give details
of original route, date of diversion and
show details on a plan.

6. Have there, to your knowledge,
ever been on the way
any stiles or gates?

*YES/NO

If so, state (with details
of location) where the stiles
or gates stood.

7.(a) Were you working for any
owner or tenant of land
crossed by the way at the time
when you used it.

*YES/NO

(b) If so, give particulars and say whether you received
any instructions from the owner/tenant as to the
use of the way by the public? If
so, what were they?

8.(a) Have you ever been stopped or
turned back when using the way
or do you know, or have you heard,
of anyone else having been prevented
from using the route?

*YES/NO

(b) If so, please
give particulars.

9.(a) Were you ever told by any owner or tenant of the land crossed by the way, or by anyone in their employment, that the way was not public?

*YES/NO

(b) If so, give particulars and dates.

10.(a) Have you ever known of any locked gate or obstruction to the way?

*YES/NO

(b) If so, state when and where and show its approximate position on the attached plan.

11.(a) Have you ever seen notices such as 'Private', 'No Road', 'No Thoroughfare' or 'Trespassers will be Prosecuted', on or near the way?

*YES/NO

(b) If so, state what the notices said and show their approximate position on a plan.

12.(a) Have you ever been given permission to use the way?

*YES/NO

(b) If so, by whom?

13. Can you give any further particulars about the way (continue on a separate sheet of paper if necessary).

14. Would you be prepared to give evidence of your use of the way at a public inquiry or in a court of law, if necessary?

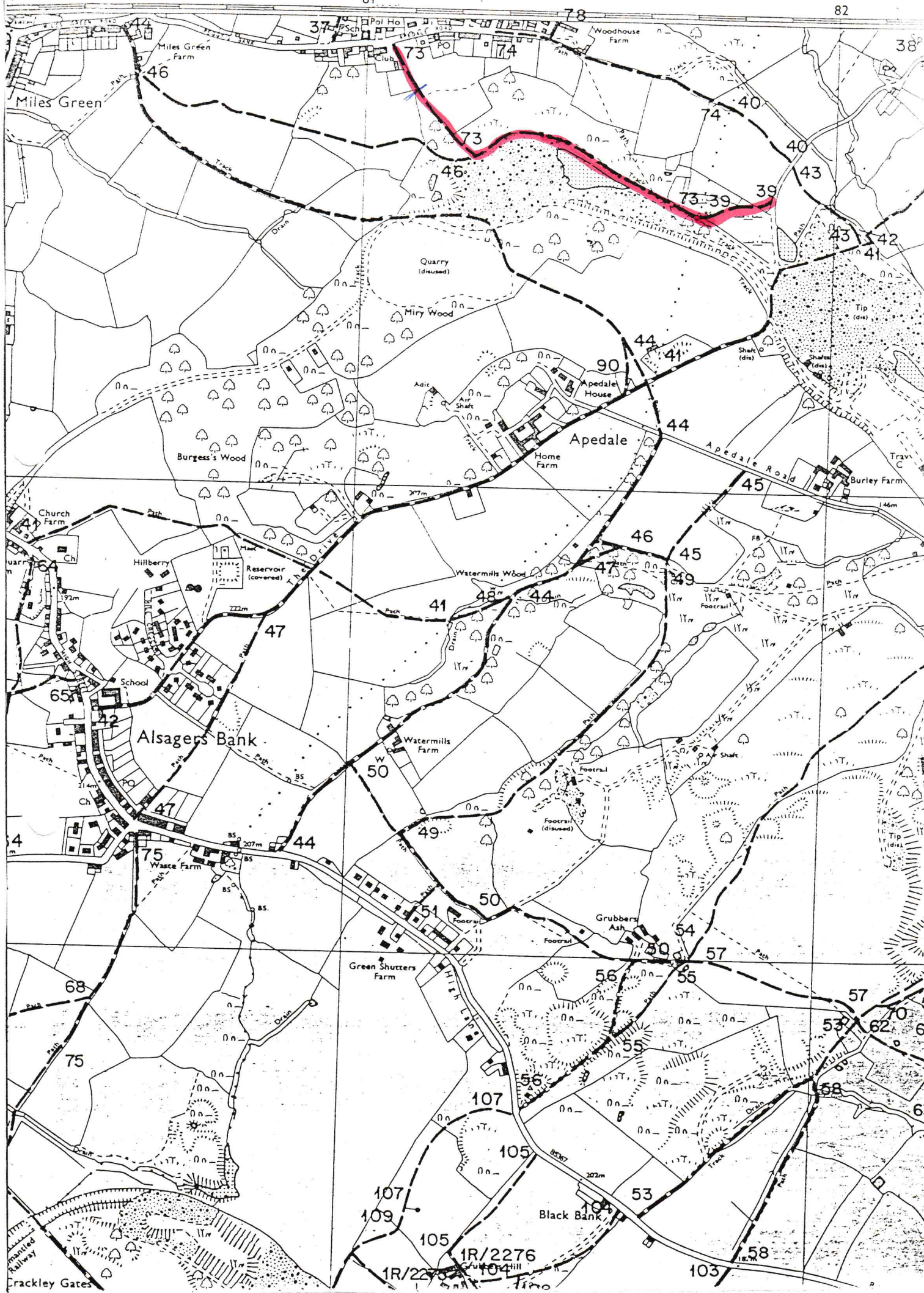
*YES/NO

I certify that, to the best of my knowledge and belief, the facts I have stated are true.

Signature H. Taylor

Person taking this statement P. J. Whalley

Date 11/8/94



PUBLIC RIGHT OF WAY EVIDENCE FORM

Important Note

The object of this enquiry is simply to reach the truth of the matter, whatever it may be. Witnesses are therefore asked to answer the questions as fully as possible and not to keep back any information, whether for or against the public status claim. This is of particular importance if the information is to be of real value in establishing the status of the way.

Name of witness.....KAREN GIBSON.....
(Block Capitals please)

Address
(Block Capitals please)

Date of Birth Occupation.....

Description of way (include grid references if known):- PATH NO 73
From APEDALE RD WOODLANE
To APEDALE VALLEY

* Please delete as appropriate

1. How many years have you known the way? 16 YEARS

2.(a) Do you believe the way to be a public right of way? *YES/NO

(b) If so, is the way

(i) a footpath? (pedestrians only) *YES/NO

(ii) a bridleway? (pedestrians, horse riders and pedal cyclists) *YES/NO

(iii) a by-way open to all traffic? (all uses including vehicles) *YES/NO

3. How wide is the way? APPROX 10 FT.

4. Have you used the above way?

*YES/NO

If so: (a) During which years?

1978 - 1994

(b) Where were you going from/to?

FROM WOODLANE - TO APEDALE VALLEY

(c) For what purpose? (eg work, pleasure)

PLEASURE

(d) How many times a year? (eg daily)

VARIES WEEKLY TO MONTHLY

(e) By what means? (eg on

foot, horseback,

HORSEBACK

motor vehicle etc)

(f) Please show the route of

the way used on the
attached plan.

5.(a) Has the way always been on
the same route?

*YES/NO

(b) If not, please give details
of original route, date of diversion and
show details on a plan.

6. Have there, to your knowledge,
ever been on the way
any stiles or gates?

*YES/NO

If so, state (with details
of location) where the stiles
or gates stood.

STYLE WAS REMOVED IN DAYS

7.(a) Were you working for any
owner or tenant of land
crossed by the way at the time
when you used it.

*YES/NO

(b) If so, give particulars and say whether you received
any instructions from the owner/tenant as to the
use of the way by the public? If
so, what were they?

8.(a) Have you ever been stopped or
turned back when using the way
or do you know, or have you heard,
of anyone else having been prevented
from using the route?

*YES/NO

(b) If so, please
give particulars.

9.(a) Were you ever told by any owner or tenant of the land crossed by the way, or by anyone in their employment, that the way was not public?

*YES/NO

(b) If so, give particulars and dates.

10.(a) Have you ever known of any locked gate or obstruction to the way?

*YES/NO

(b) If so, state when and where and show its approximate position on the attached plan.

STYLE, BUT IT WAS REMOVED WITHIN DAYS

11.(a) Have you ever seen notices such as 'Private', 'No Road', 'No Thoroughfare' or 'Trespassers will be Prosecuted', on or near the way?

*YES/NO

(b) If so, state what the notices said and show their approximate position on a plan.

12.(a) Have you ever been given permission to use the way?

*YES/NO

(b) If so, by whom?

13. Can you give any further particulars about the way (continue on a separate sheet of paper if necessary).

14. Would you be prepared to give evidence of your use of the way at a public inquiry or in a court of law, if necessary?

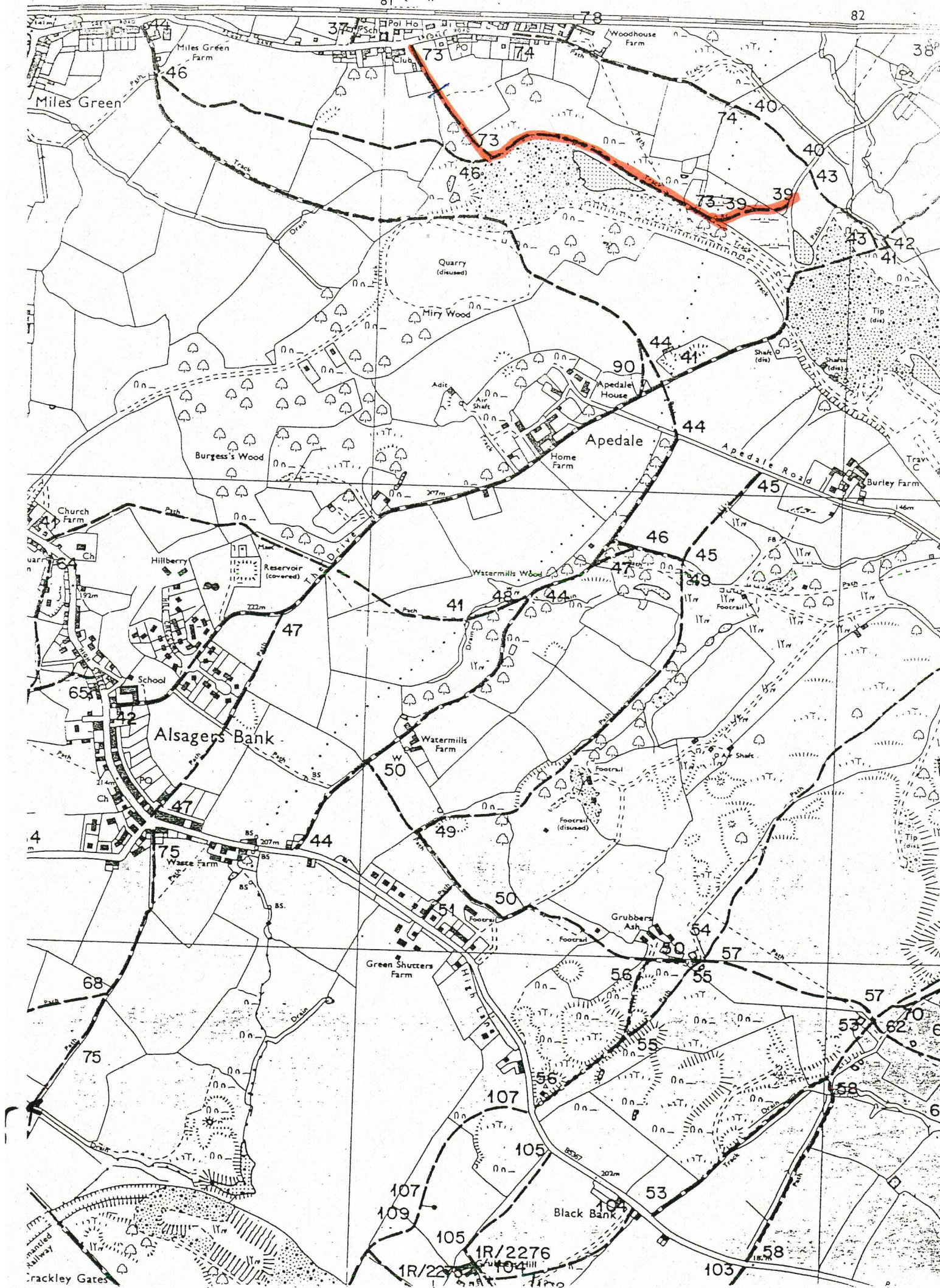
*YES/NO

I certify that, to the best of my knowledge and belief, the facts I have stated are true.

Signature ... *Laure Gibson*

Person taking this statement... *P. J. Whalley*

Date... *12.8.94*



PUBLIC RIGHT OF WAY EVIDENCE FORM

Important Note

The object of this enquiry is simply to reach the truth of the matter, whatever it may be. Witnesses are therefore asked to answer the questions as fully as possible and not to keep back any information, whether for or against the public status claim. This is of particular importance if the information is to be of real value in establishing the status of the way.

Name of witness..... SARAH ISABELLE LORALLEY.....
(Block Capitals please)

Address.....
(Block Capitals please).....

Date of Birth..... Occupation.....

Description of way (include grid references if known):- PATH NUMBER 73.
From APEDALE ROAD, WOOD LANE
To APEDALE VALLEY.

* Please delete as appropriate

1. How many years have you
known the way?

21 YEARS.

2.(a) Do you believe the way
to be a public right
of way?

*YES/NO

(b) If so, is the way

(i) a footpath? (pedestrians only)

*YES/NO

(ii) a bridleway? (pedestrians,
horse riders and pedal cyclists)

*YES/NO

(iii) a by-way open to all traffic?
(all uses including vehicles)

*YES/NO

MOTOR CYCLES.

3. How wide is the way?

Approx 10 feet.

4. Have you used the above way?

*YES/NO

If so: (a) During which years?

1973 to present day.

(b) Where were you going from/to?

APEDALE ROAD, WOOD LANE TO APEDALE VALLEY AND BA

(c) For what purpose? (eg work, pleasure)

PLEASURE.

(d) How many times a year? (eg daily)

VARIES - DAILY TO WEEKLY.

(e) By what means? (eg on

foot, horseback,
motor vehicle etc)

FOOT, HORSE BACK AND MOTOR CYCLE.

(f) Please show the route of

the way used on the

attached plan.

5.(a) Has the way always been on
the same route?

*YES/NO

(b) If not, please give details

of original route, date of diversion and
show details on a plan.

6. Have there, to your knowledge,
ever been on the way
any stiles or gates?

*YES/NO

If so, state (with details
of location) where the stiles
or gates stood.

TWICE, BUT BOTH WERE REMOVED WITHIN A MATTER
OF DAYS.

7.(a) Were you working for any
owner or tenant of land
crossed by the way at the time
when you used it.

*YES/NO

(b) If so, give particulars and say whether you received
any instructions from the owner/tenant as to the
use of the way by the public? If
so, what were they?

8.(a) Have you ever been stopped or
turned back when using the way
or do you know, or have you heard,
of anyone else having been prevented
from using the route?

*YES/NO

(b) If so, please
give particulars.

9.(a) Were you ever told by any owner or tenant of the land crossed by the way, or by anyone in their employment, that the way was not public?

*YES/NO

(b) If so, give particulars and dates.

10.(a) Have you ever known of any locked gate or obstruction to the way?

*YES/NO

(b) If so, state when and where and show its approximate position on the attached plan.

SEE QUESTION 6.

11.(a) Have you ever seen notices such as 'Private', 'No Road', 'No Thoroughfare' or 'Trespassers will be Prosecuted', on or near the way?

*YES/NO

(b) If so, state what the notices said and show their approximate position on a plan.

12.(a) Have you ever been given permission to use the way?

*YES/NO

(b) If so, by whom?

13. Can you give any further particulars about the way (continue on a separate sheet of paper if necessary).

NO.

14. Would you be prepared to give evidence of your use of the way at a public inquiry or in a court of law, if necessary?

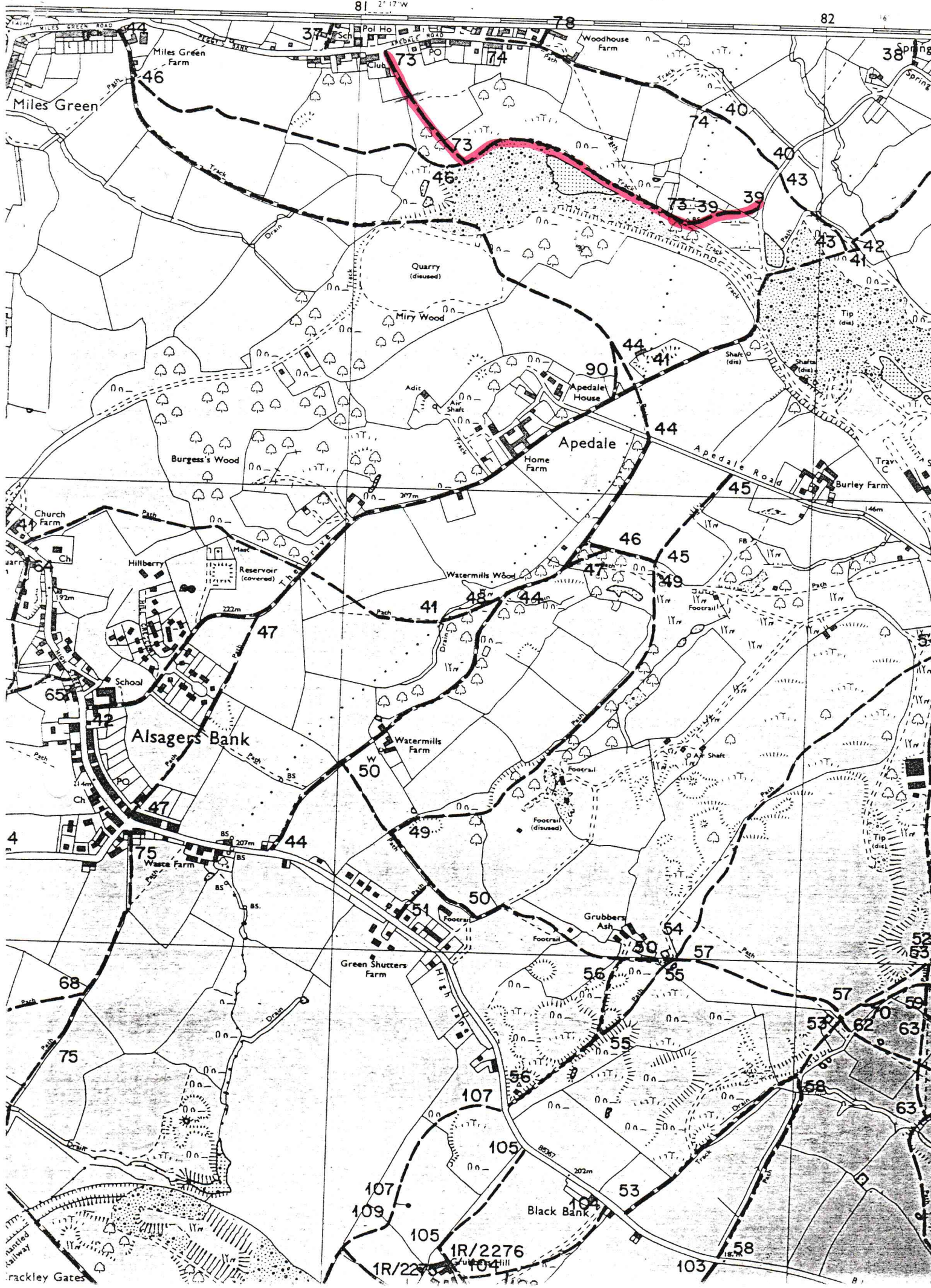
*YES/NO

I certify that, to the best of my knowledge and belief, the facts I have stated are true.

Signature S. J. Whalley

Person taking this statement..... P. J. Whalley

Date..... 18th August 1994



PUBLIC RIGHT OF WAY EVIDENCE FORM

Important Note

The object of this enquiry is simply to reach the truth of the matter, whatever it may be. Witnesses are therefore asked to answer the questions as fully as possible and not to keep back any information, whether for or against the public status claim. This is of particular importance if the information is to be of real value in establishing the status of the way.

Name of witness..... ELIZABETH HEATH
(Block Capitals please)

Address
(Block Capitals please)

Date of Birth Occupation

Description of way (include grid references if known):-

From AREDALE RD WOOD LAKE.
To APEDALE VALLEY.

PATH NO 73

* Please delete as appropriate

1. How many years have you known the way?

29 years.

2.(a) Do you believe the way to be a public right of way?

*YES/NO

(b) If so, is the way

(i) a footpath? (pedestrians only)

*YES/NO

(ii) a bridleway? (pedestrians, horse riders and pedal cyclists)

*YES/NO

(iii) a by-way open to all traffic? (all uses including vehicles)

MOTORCYCLES *YES/NO

3. How wide is the way?

APPROX 10 FOOT

4. Have you used the above way?

*YES/~~NO~~

If so: (a) During which years?

1965 - 1994.

(b) Where were you going from/to?

FROM WOOD LANE TO APEDALE VALLEY

(c) For what purpose? (eg work, pleasure)

(d) How many times a year? (eg daily)

VARIES DAILY TO WEEKLY

(e) By what means? (eg on

foot, horseback,

HORSEBACK.

motor vehicle etc)

(f) Please show the route of

the way used on the

attached plan.

5.(a) Has the way always been on the same route?

*YES/~~NO~~

(b) If not, please give details of original route, date of diversion and show details on a plan.

6. Have there, to your knowledge, ever been on the way any stiles or gates?

*YES/~~NO~~

If so, state (with details of location) where the stiles or gates stood.

YES BUT REMOVED DAYS LATER,

7.(a) Were you working for any owner or tenant of land crossed by the way at the time when you used it.

*~~YES~~/NO

(b) If so, give particulars and say whether you received any instructions from the owner/tenant as to the use of the way by the public? If so, what were they?

8.(a) Have you ever been stopped or turned back when using the way or do you know, or have you heard, of anyone else having been prevented from using the route?

*~~YES~~/NO

(b) If so, please give particulars.

9.(a) Were you ever told by any owner or tenant of the land crossed by the way, or by anyone in their employment, that the way was not public?

*YES/NO

(b) If so, give particulars and dates.

10.(a) Have you ever known of any locked gate or obstruction to the way?

*YES/NO

(b) If so, state when and where and show its approximate position on the attached plan.

YES BUT REMOVED DAYS LATER

11.(a) Have you ever seen notices such as 'Private', 'No Road', 'No Thoroughfare' or 'Trespassers will be Prosecuted', on or near the way?

*YES/NO

(b) If so, state what the notices said and show their approximate position on a plan.

12.(a) Have you ever been given permission to use the way?

*YES/NO

(b) If so, by whom?

13. Can you give any further particulars about the way (continue on a separate sheet of paper if necessary).

14. Would you be prepared to give evidence of your use of the way at a public inquiry or in a court of law, if necessary?

*YES/NO

I certify that, to the best of my knowledge and belief, the facts I have stated are true.

Signature

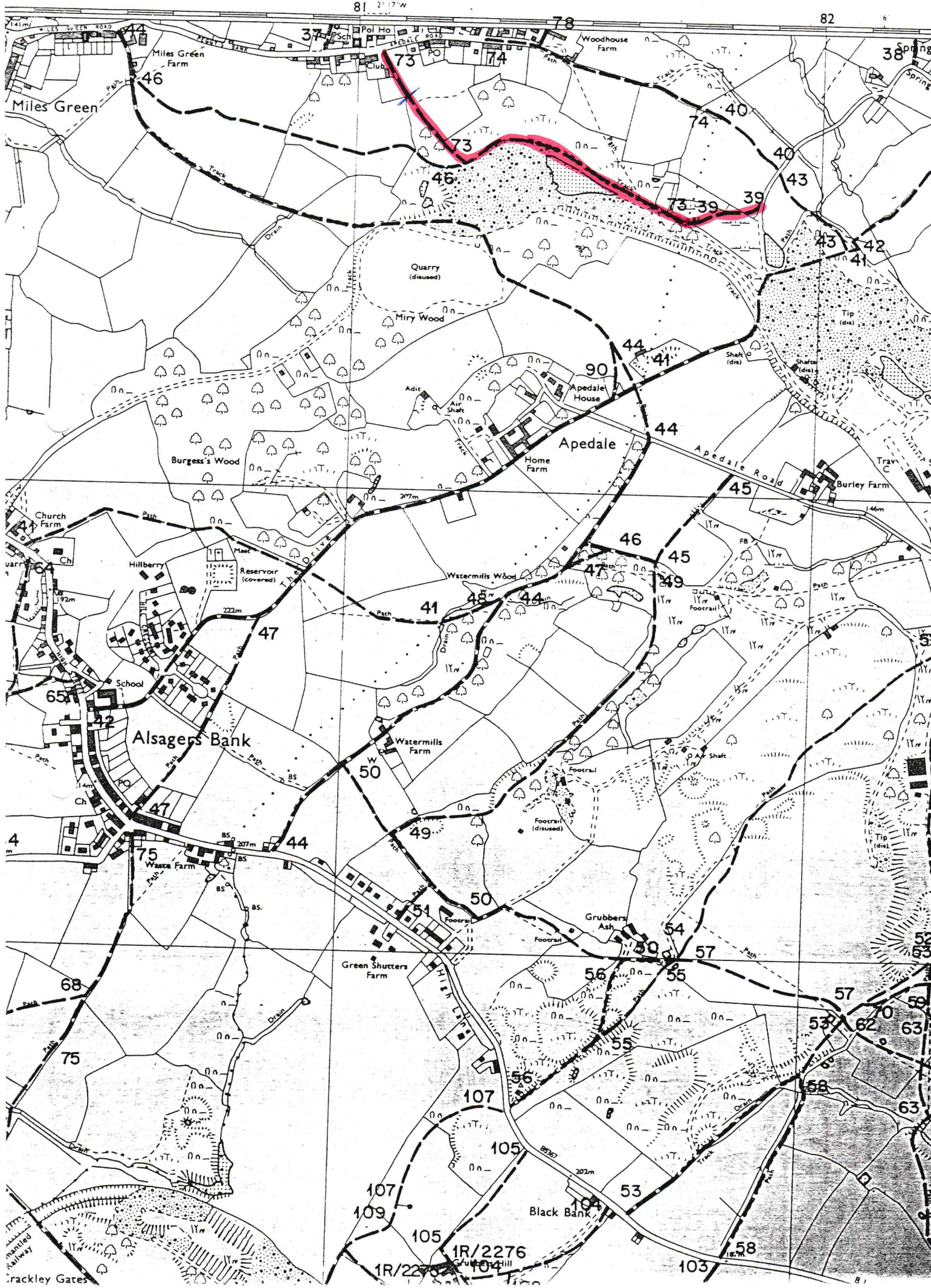
Elizabeth Heath

Person taking this statement.....

P. J. Whalley

Date.....

16/8/94



PUBLIC RIGHT OF WAY EVIDENCE FORM

Important Note.

The object of this enquiry is simply to reach the truth of the matter, whatever it may be. Witnesses are therefore asked to answer the questions as fully as possible and not to keep back any information, whether for or against the public status claim. This is of particular importance if the information is to be of real value in establishing the status of the way.

Name of witness..... MARCO BUCKLEY
(Block Capitals please)

Address
(Block Capitals please)

Date of Birth / / Occupation.....

Description of way (include grid references if known):- PATH NO 73

From

To AREDALE RD, WOOD LANE

* Please delete as appropriate

AREDALE VALLEY

1. How many years have you known the way? 32 YEARS

2.(a) Do you believe the way to be a public right of way? *YES/NO

(b) If so, is the way

(i) a footpath? (pedestrians only) *YES/NO

(ii) a bridleway? (pedestrians, horse riders and pedal cyclists) *YES/NO

(iii) a by-way open to all traffic? (all uses including vehicles) *YES/NO

3. How wide is the way?

APPROX 10 FEET

4. Have you used the above way?

*YES/~~NO~~

If so: (a) During which years?

1962 — 92.

(b) Where were you going from/to?

WOODLANE — APEDALE VILLAGE

(c) For what purpose? (eg work, pleasure)

PLEASURE

(d) How many times a year? (eg daily)

ONCE/TWICE WEEKLY

(e) By what means? (eg on

foot, horseback,
motor vehicle etc)

HORSEBACK

(f) Please show the route of
the way used on the
attached plan.

5.(a) Has the way always been on
the same route?

*YES/~~NO~~

(b) If not, please give details
of original route, date of diversion and
show details on a plan.

6. Have there, to your knowledge,
ever been on the way
any stiles or gates?

*YES/~~NO~~

If so, state (with details
of location) where the stiles
or gates stood.

7.(a) Were you working for any
owner or tenant of land
crossed by the way at the time
when you used it.

*YES/~~NO~~

(b) If so, give particulars and say whether you received
any instructions from the owner/tenant as to the
use of the way by the public? If
so, what were they?

8.(a) Have you ever been stopped or
turned back when using the way
or do you know, or have you heard,
of anyone else having been prevented
from using the route?

*YES/~~NO~~

(b) If so, please
give particulars.

9.(a) Were you ever told by any owner or tenant of the land crossed by the way, or by anyone in their employment, that the way was not public?

~~*YES/NO~~

(b) If so, give particulars and dates.

10.(a) Have you ever known of any locked gate or obstruction to the way?

~~*YES/NO~~

(b) If so, state when and where and show its approximate position on the attached plan.

11.(a) Have you ever seen notices such as 'Private', 'No Road', 'No Thoroughfare' or 'Trespassers will be Prosecuted', on or near the way?

~~*YES/NO~~

(b) If so, state what the notices said and show their approximate position on a plan.

12.(a) Have you ever been given permission to use the way?

~~*YES/NO~~

(b) If so, by whom?

13. Can you give any further particulars about the way (continue on a separate sheet of paper if necessary).

14. Would you be prepared to give evidence of your use of the way at a public inquiry or in a court of law, if necessary?

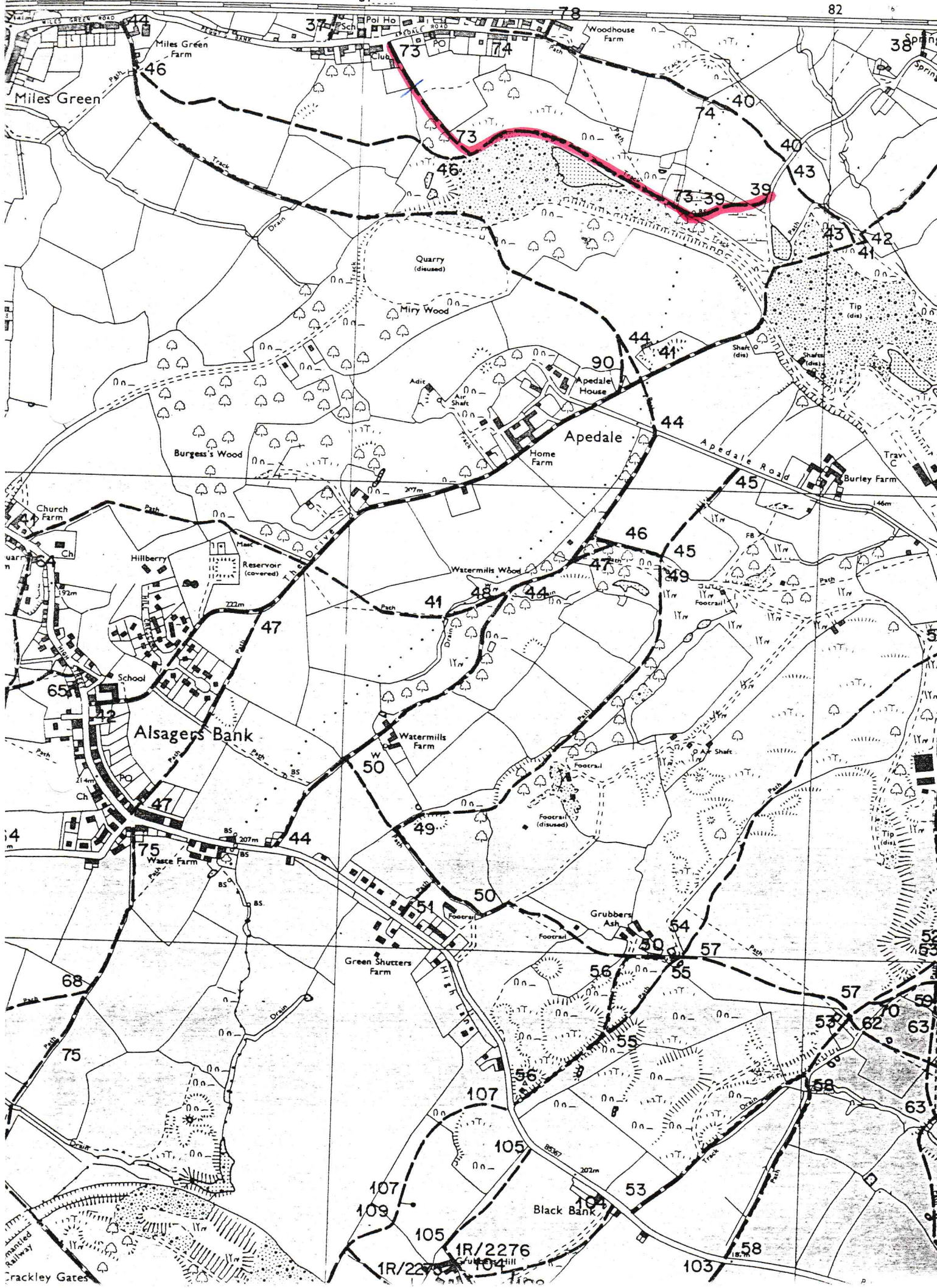
~~*YES/NO~~

I certify that, to the best of my knowledge and belief, the facts I have stated are true.

Signature *P. J. Buckley*

Person taking this statement *P. J. Whalley*

Date *13/8/94*



PUBLIC RIGHT OF WAY EVIDENCE FORM

Important Note

The object of this enquiry is simply to reach the truth of the matter, whatever it may be. Witnesses are therefore asked to answer the questions as fully as possible and not to keep back any information, whether for or against the public status claim. This is of particular importance if the information is to be of real value in establishing the status of the way.

Name of witness..... VERA NEATE.....
(Block)

Address.....
(Block)

Date

Description of way (include grid reference if known).....
From Apedale Rd. Wood Lane.....
To APEDALE VALLEY.....

* Please delete as appropriate

1. How many years have you known the way?

45 years.

- 2.(a) Do you believe the way to be a public right of way?

*YES/NO

- (b) If so, is the way

- (i) a footpath? (pedestrians only)

*YES/NO

- (ii) a bridleway? (pedestrians, horse riders and pedal cyclists)

*YES/NO

- (iii) a by-way open to all traffic? (all uses including vehicles)

*YES/NO

3. How wide is the way?

ABOUT 9 or 10 feet.

4. Have you used the above way?

*YES/NO

If so: (a) During which years?

From 1947 to 1994

(b) Where were you going from/to?

Wood Lane to Gredale Wood

(c) For what purpose? (eg work, pleasure)

(d) How many times a year? (eg daily)

3 or 4 times yearly

(e) By what means? (eg on

foot, horseback,

motor vehicle etc)

(f) Please show the route of the way used on the attached plan.

5.(a) Has the way always been on the same route?

*YES/NO

(b) If not, please give details of original route, date of diversion and show details on a plan.

6. Have there, to your knowledge, ever been on the way any stiles or gates?

No - Definitely No

*YES/NO

If so, state (with details of location) where the stiles or gates stood.

No stiles

7.(a) Were you working for any owner or tenant of land crossed by the way at the time when you used it.

*YES/NO

(b) If so, give particulars and say whether you received any instructions from the owner/tenant as to the use of the way by the public? If so, what were they?

8.(a) Have you ever been stopped or turned back when using the way or do you know, or have you heard, of anyone else having been prevented from using the route?

*YES/NO

(b) If so, please give particulars.

9.(a) Were you ever told by any owner or tenant of the land crossed by the way, or by anyone in their employment, that the way was not public?

*YES/NO

(b) If so, give particulars and dates.

10.(a) Have you ever known of any locked gate or obstruction to the way?

*YES/NO

(b) If so, state when and where and show its approximate position on the attached plan.

11.(a) Have you ever seen notices such as 'Private', 'No Road', 'No Thoroughfare' or 'Trespassers will be Prosecuted', on or near the way?

*YES/NO

(b) If so, state what the notices said and show their approximate position on a plan.

12.(a) Have you ever been given permission to use the way?

*YES/NO

(b) If so, by whom?

13. Can you give any further particulars about the way (continue on a separate sheet of paper if necessary).

14. Would you be prepared to give evidence of your use of the way at a public inquiry or in a court of law, if necessary?

*YES/NO

I certify that, to the best of my knowledge and belief, the facts I have stated are true.

Signature ... V. Neate

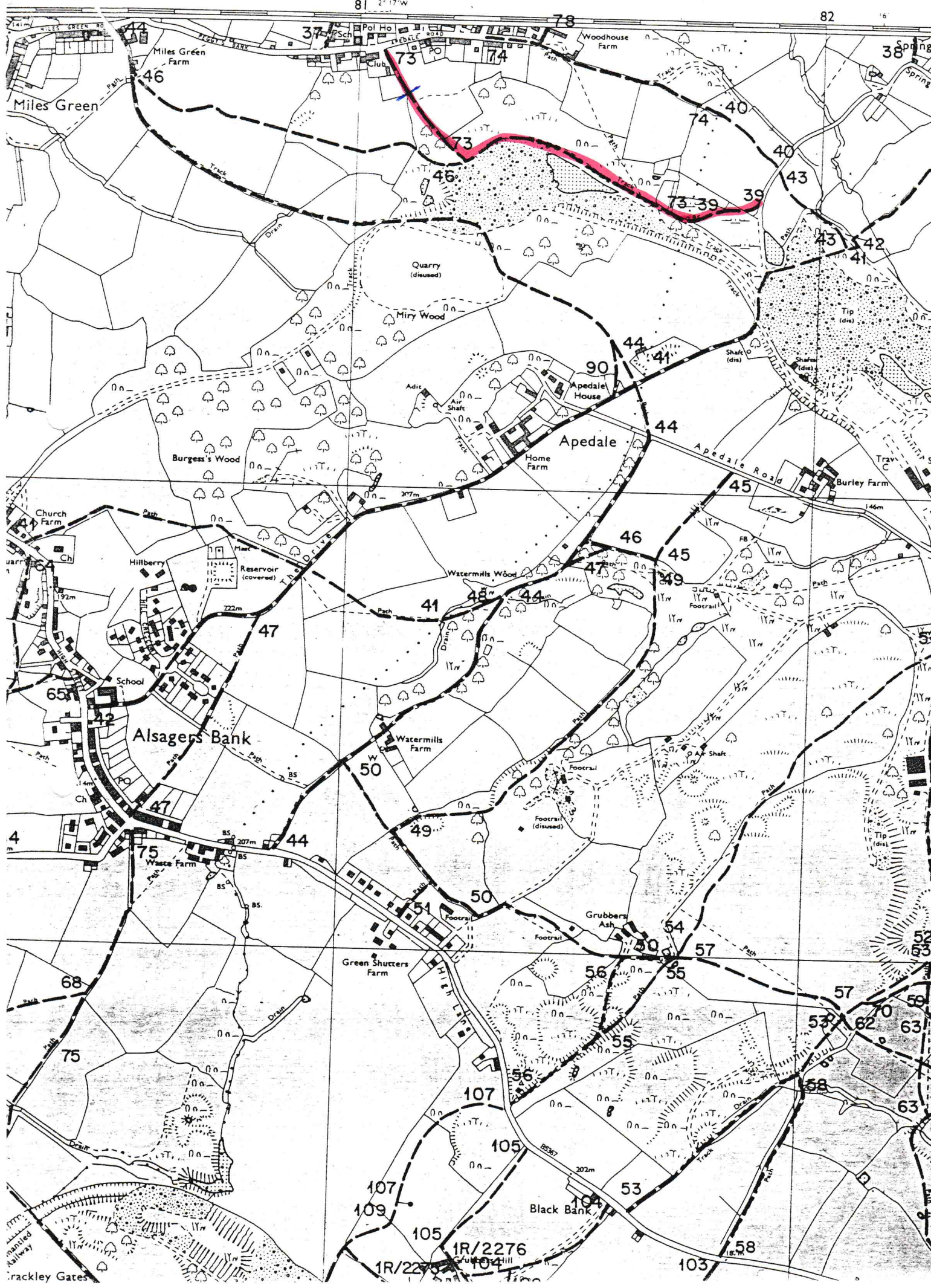
Person taking this statement ... P. J. Whalley

Date ... 21st Aug 1994

LONG
81 2° 17' W

STAFFORDSHIRE COUNTY

82



1R/2276
1R/2275